



Keypad Editor for Crestron® Keypads UI Guide

Easily Setup and Adapt Crestron® Keypads
without Programming

Benefits and Features of the Keypad Editor for Crestron® Keypads

Edit and Adapt Keypad Styles without Programming

**Works with
Crestron®
Cameo, Horizon,
and GLPP**

*showrunnerHUB™ Keypad Editor only works with GLPPA-KP and GLPPA-KP-SCENE. GLPPA-KP1-4 are not configurable and will only work on local logic

1. **Select keypad style by clicking or tapping a drop down list with keypad image**
2. **Images of all keypad styles included for reference**
3. **Set keypad actions by clicking or tapping**
4. **Create keypad templates for repeated use**
5. **Change or edit keypad styles/actions by clicking/tapping**

***Works with Zūm
Keypads***

*Wireless buttons 5 and 6 are not configurable at this time

File Management

Keypad Configuration

Location and System Clock

Maps

Network

Tags

User Management

Keypad Configuration

- GLPAC-KP-111.1
- GLPAC-KP-111.2
- KP-Workroom 110
- KP-Office 114**
- KP-Workroom
- KP-Resource 118
- KP-Workroom 128 

Select keypad to configure from list of areas. Areas are created during initial configuration

The triangle icon indicates that the keypad is offline

- File Management
- Keypad Configuration
- Location and System Clock
- Maps
- Network
- Tags
- User Management

Keypad Configuration

- GLPAC-KP-111.1
- GLPAC-KP-111.2
- KP-Workroom 110
- KP-Office 114
- KP-Workroom
- KP-Resource 118**
- KP-Workroom 128

Settings

Editable

Enabled

Keypad Name
KP-Resource 118

Contractor Label
KP-Resource 118

Area Assignment
118 Resource

Ignore Disable

Disable Off

Flip Raise/Lower

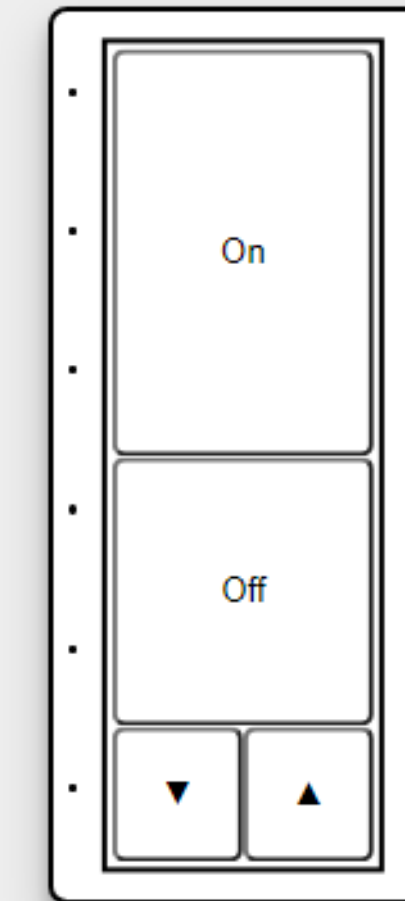
Direct Loads

Settings options appear based on keypad style selected

Style Preview

Keypad Type

W



- File Management
- Keypad Configuration
- Location and System Clock
- Maps
- Network
- Tags
- User Management

Keypad Configuration

- GLPAC-KP-111.1
- GLPAC-KP-111.2
- KP-Workroom 110
- KP-Office 114
- KP-Workroom
- KP-Resource 118**
- KP-Workroom 128

Searchable Area Assignment dropdown to select area



Settings

Enabled

Keypad Name

KP-Resource 118

Contractor Label

KP-Resource 118

Area Assignment

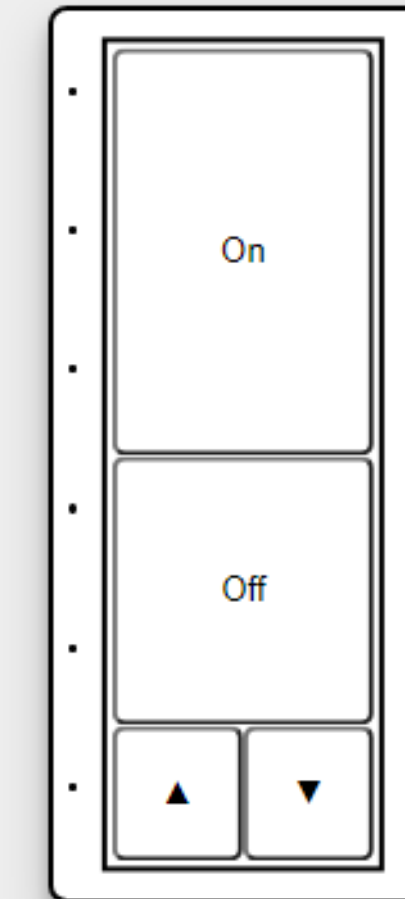
118 Resource

- 113 Corridor
- 113 Womens
- 114 Office
- 114 Pole
- 115 Decon
- 115 Storage
- 116 Laundry
- 116 Workroom
- 117 AV Production
- 117 Gear
- 118 Apparatus 2
- 118 Resource**

Style Preview

Keypad Type

W



- File Management
- Keypad Configuration
- Location and System Clock
- Maps
- Network
- Tags
- User Management

Keypad Configuration

- GLPAC-KP-111.1
- GLPAC-KP-111.2
- KP-Workroom 110
- KP-Office 114
- KP-Workroom
- KP-Resource 118**
- KP-Workroom 128

Settings

Enabled

Keypad Name

KP-Resource 118

Contractor Label

KP-Resource 118

Area Assignment

118 Resource

Ignore Disable

Disable Off

Flip Raise/Lower

Direct Loads

Style Preview

Keypad Type

W

A

AfterHours

AZ

B

C

D

E

E7

E8

F

F8

G

H

N

N5

NOFF

OVR

Remote

T

W

Choose keypad type from the dropdown. This keypad is changing from W to E type

See More on [Keypad Layouts](#)

- File Management
- Keypad Configuration
- Location and System Clock
- Maps
- Network
- Tags
- User Management

Keypad Configuration

- GLPAC-KP-111.1
- GLPAC-KP-111.2
- KP-Workroom 110
- KP-Office 114
- KP-Workroom
- KP-Resource 118**
- KP-Workroom 128

Changing keypad type generates a list of applicable keypad settings



Settings

Enabled

Keypad Name

KP-Resource 118

Contractor Label

KP-Resource 118

Area Assignment

118 Resource

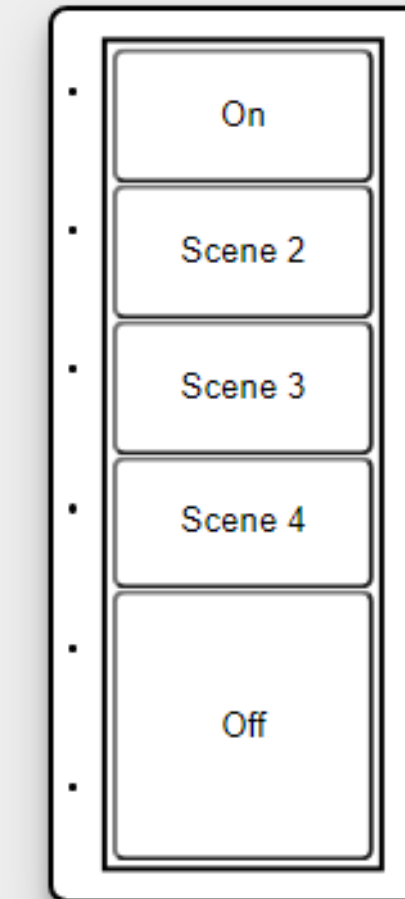
Ignore Disable

Disable Off

Style Preview

Keypad Type

E



Keypad selection will display button layout

- File Management
- Keypad Configuration
- Location and System Clock
- Maps
- Network
- Tags
- User Management

Keypad Configuration

- GLPAC-KP-111.1
- GLPAC-KP-111.2
- KP-Workroom 110
- KP-Office 114
- KP-Workroom
- KP-Resource 118**
- KP-Workroom 128

Settings

Enabled

Keypad Name
KP-Resource 118

Contractor Label
KP-Resource 118

Keypad Template

Ignore Disable


Master Raise Button Index 0

Master Lower Button Index 0

"X" Type keypad is a custom use created style

Style Preview

Keypad Type
X



Selecting the gear opens the keypad builder

Choosing an "X" Type keypad will replace the area assignment with a keypad template picker

Master Raise and Master Lower pickers are available for "X" Type keypads

- File Management
- Keypad Configuration
- Location and System Clock
- Maps
- Network
- Tags
- User Management

Keypad Configuration

- GLPAC-KP-111.1
- GLPAC-KP-111.2
- KP-Workroom 110
- KP-Office 114
- KP-Workroom
- KP-Resource 118**
- KP-Workroom 128

Name: KP-Resource 118

Editing Button 1

Button Label

Ignore Disable

Update Master Raise/Lower

Button Model

None

Button to edit selection. This current view would edit button number 1

STYLE PICKER

Style Picker will populate all available layout options (next page)

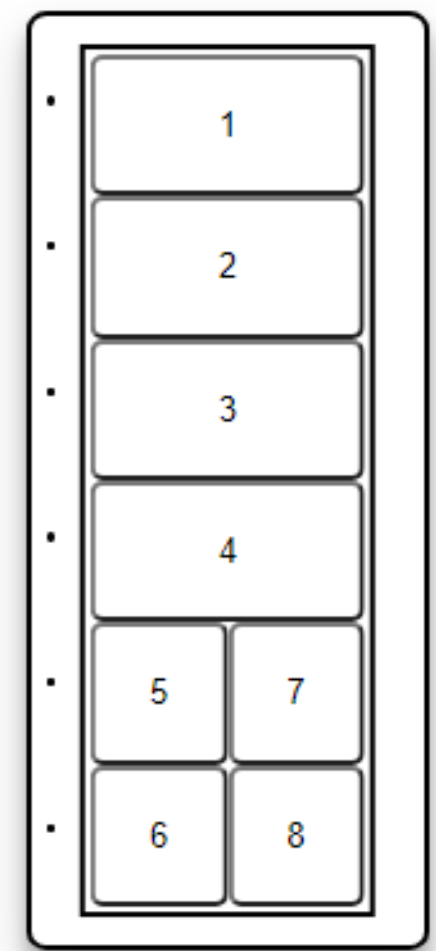
Style Preview

Keypad Type

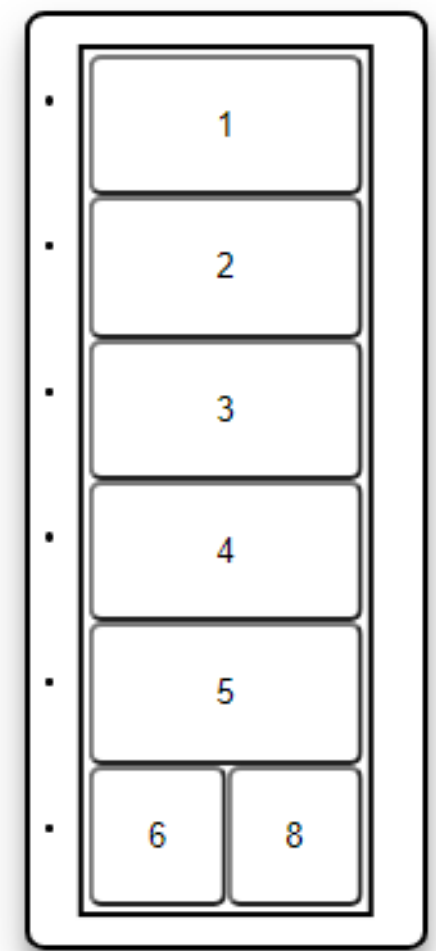
X



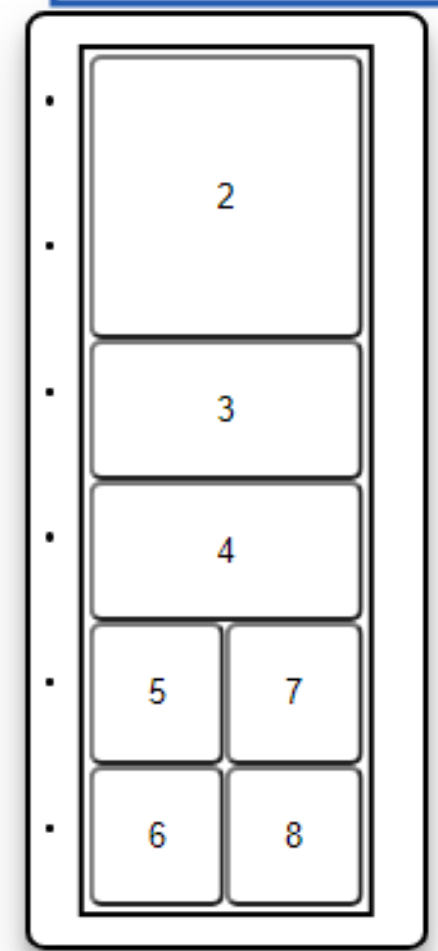
Style picker will provide all available layouts for your selected keypad model. Cameo, Horizon, GLPP, and ZUM will display all layout options for each respective keypad selection



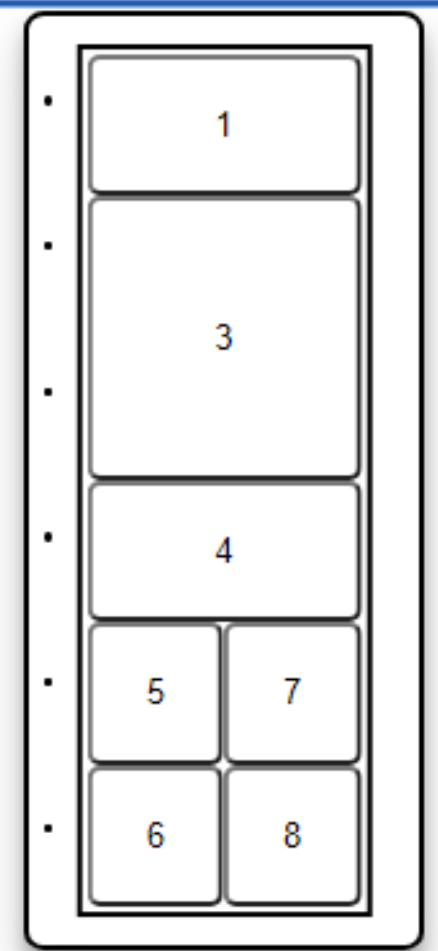
1



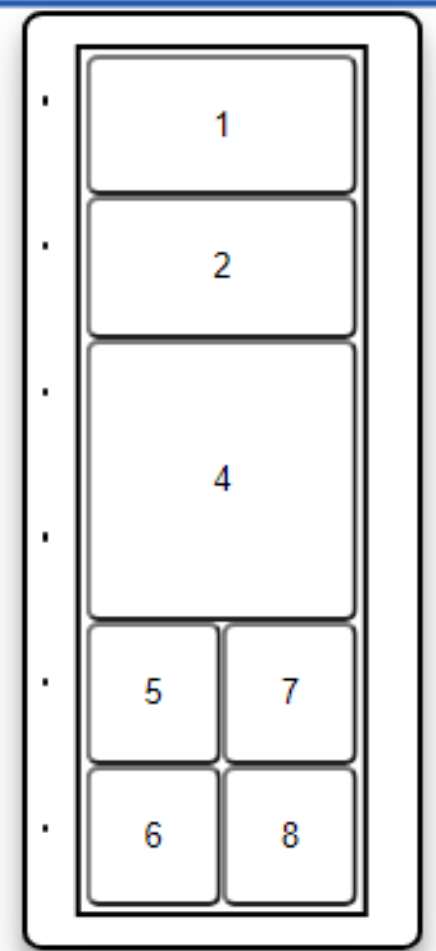
2



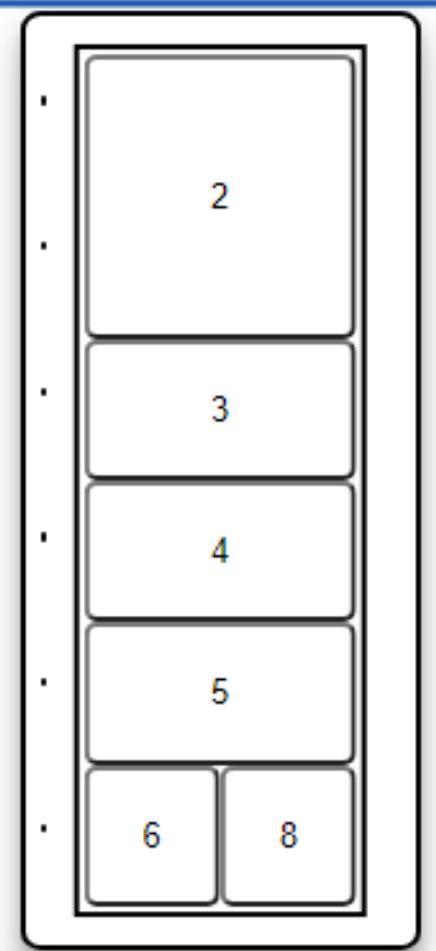
4



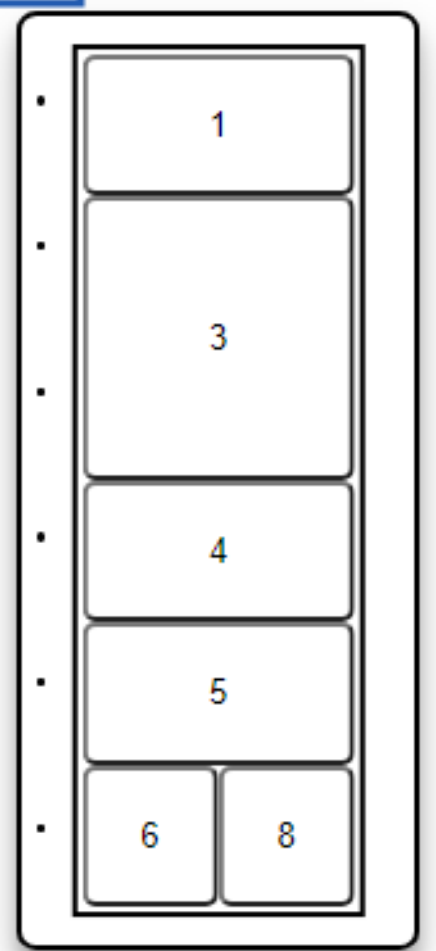
5



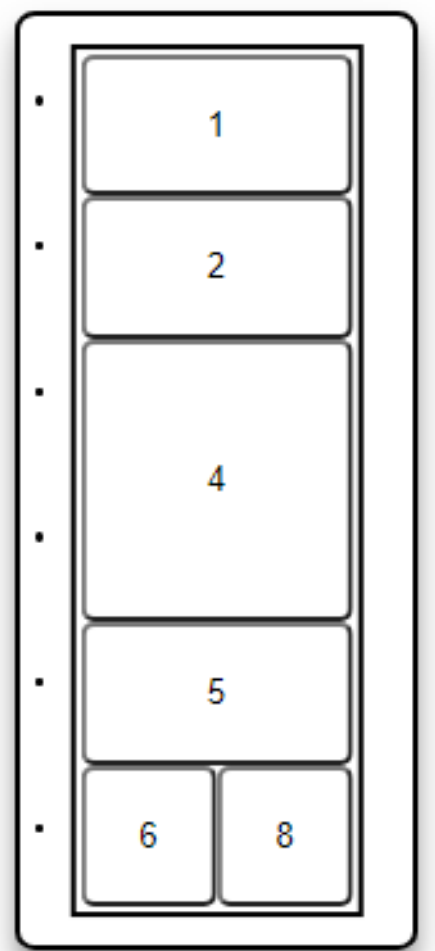
6



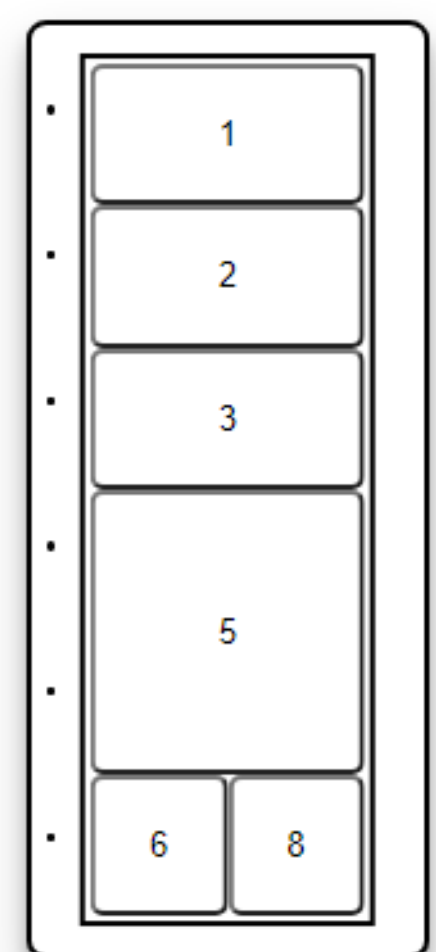
8



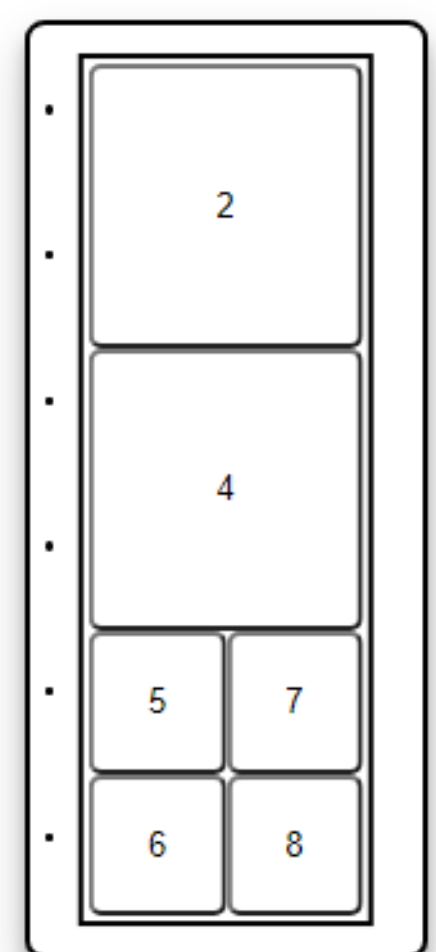
9



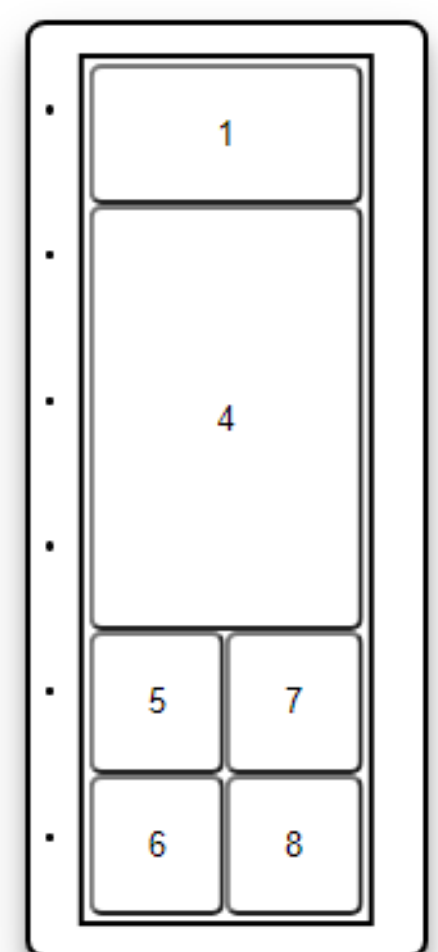
10



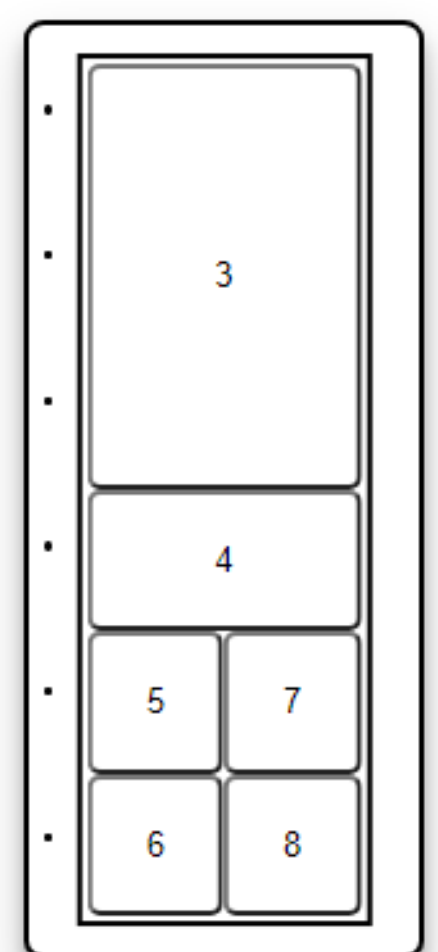
11



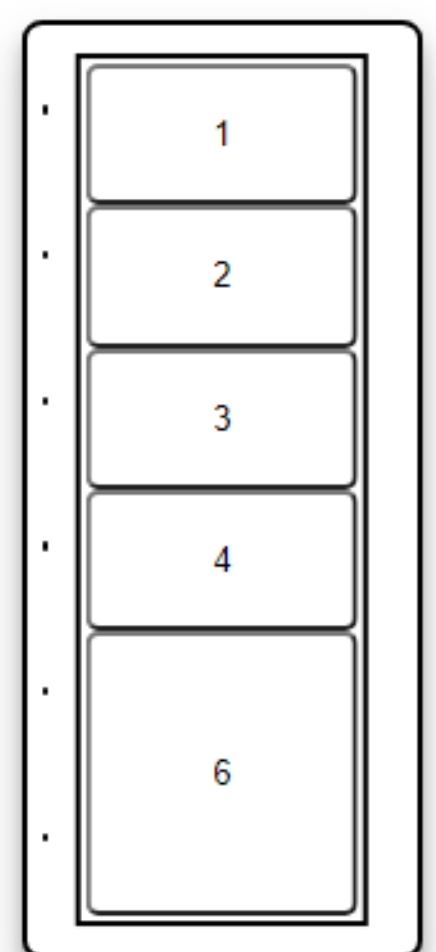
15



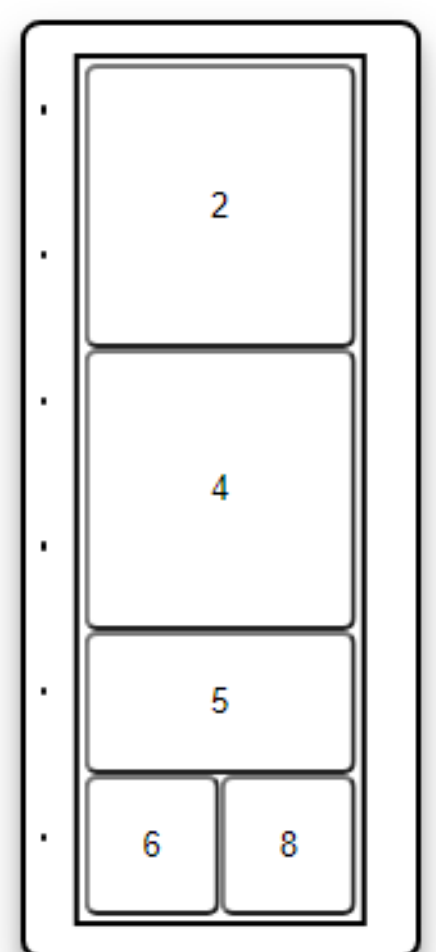
16



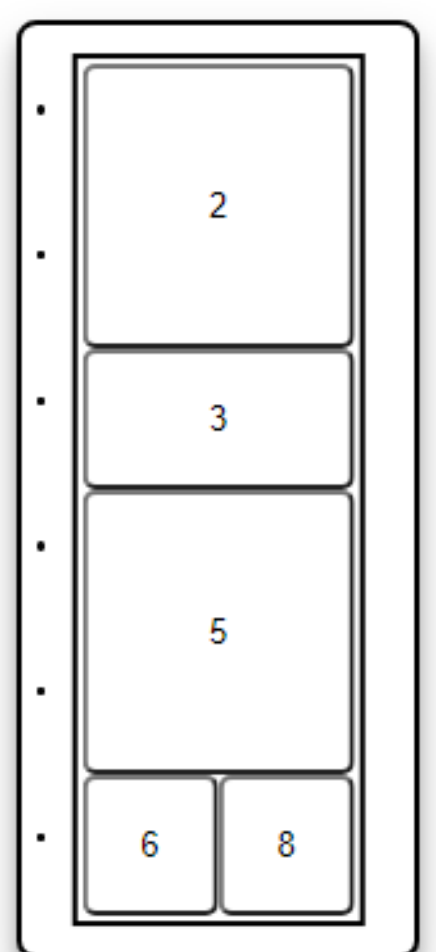
17



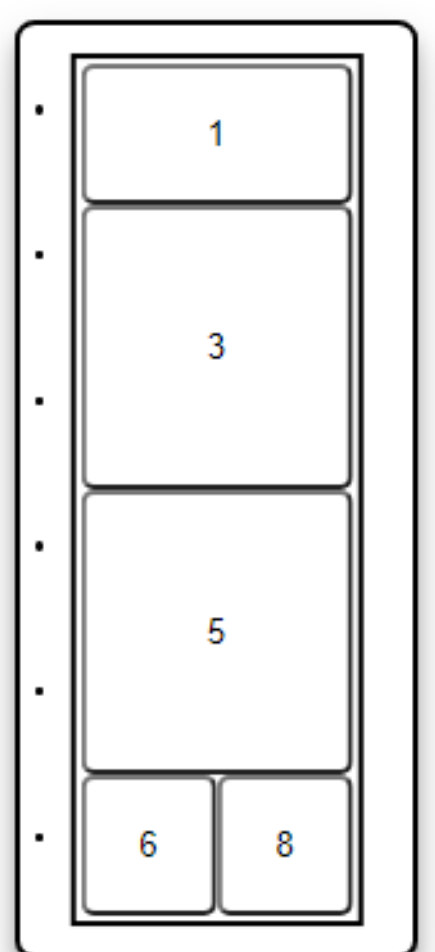
22



23



24



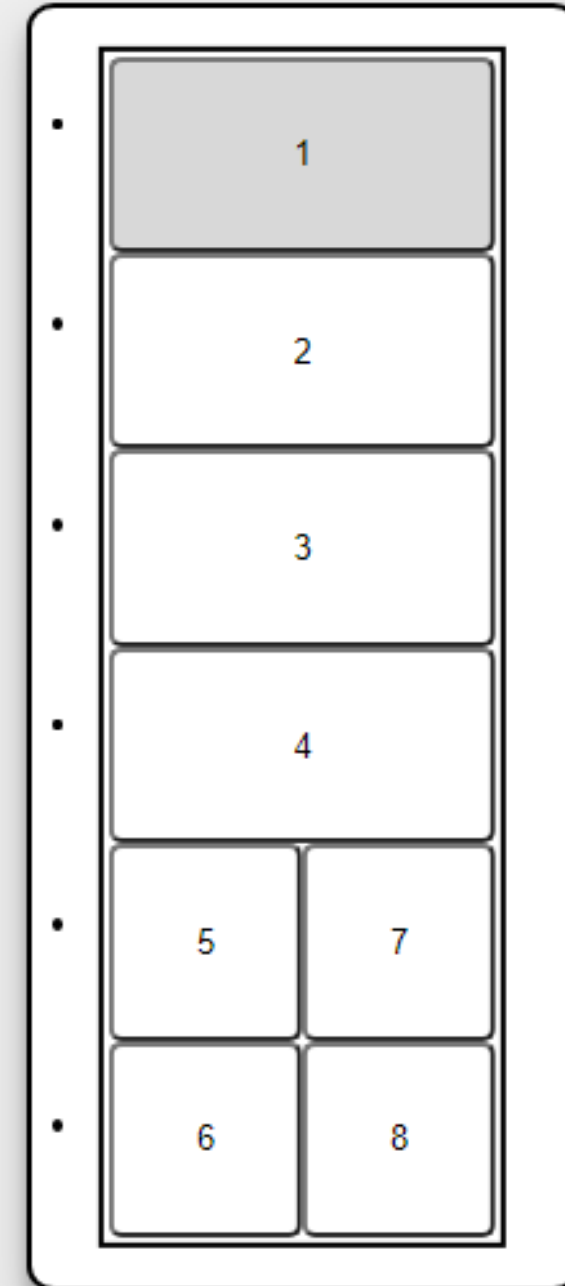
25

- File Management
- Keypad Configuration
- Location and System Clock
- Maps
- Network
- Tags
- User Management

Keypad Configuration

- GLPAC-KP-111.1
- GLPAC-KP-111.2
- KP-Workroom 110
- KP-Office 114
- KP-Workroom
- KP-Resource 118**
- KP-Workroom 128

Name: KP-Resource 118



STYLE PICKER

Editing Button 1

Button Label
Resource On

Ignore Disable

Update Master Raise/Lower

"X" Type Setup Screen

Button Model

- None
- None
- Press
- Tap
- Hold
- Double Tap
- Tap/Double Tap
- Press/Release
- Press/Hold/Release
- Tap/Hold/Release

Button Model dropdown will display available actions for the selected button. Select the corresponding interaction for each button

Style Preview

Keypad Type

X

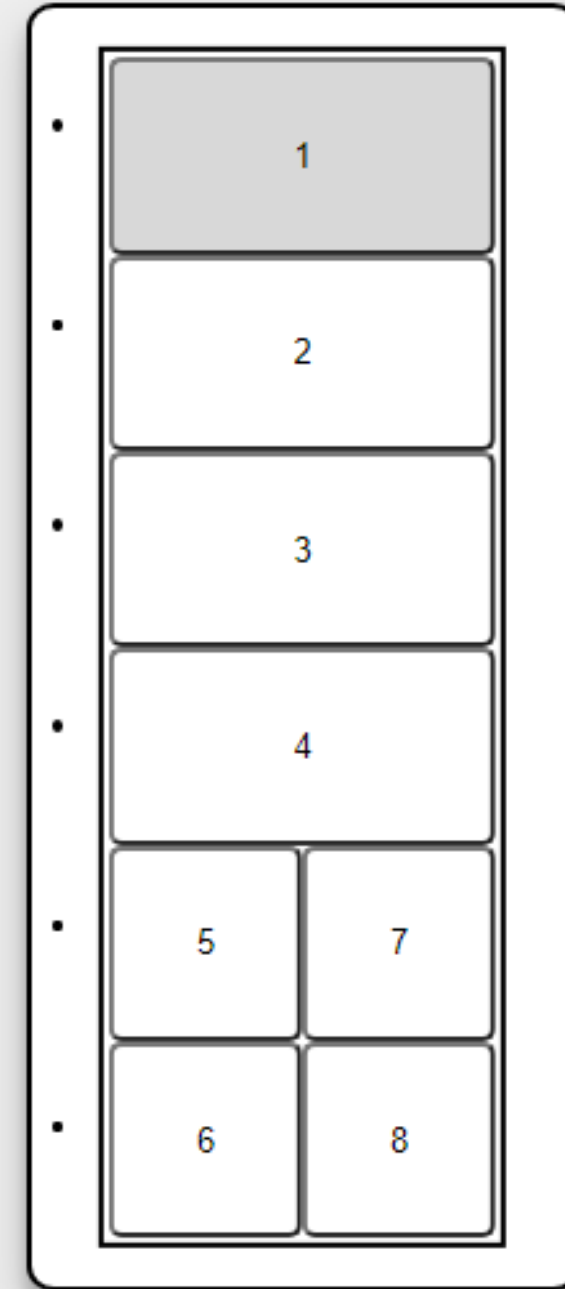


- File Management
- Keypad Configuration
- Location and System Clock
- Maps
- Network
- Tags
- User Management

Keypad Configuration

- GLPAC-KP-111.1
- GLPAC-KP-111.2
- KP-Workroom 110
- KP-Office 114
- KP-Workroom
- KP-Resource 118**
- KP-Workroom 126

Name: KP-Resource 118



STYLE PICKER

"X" Type Setup Screen

Editing Button 1

Button Label
Area On

Ignore Disable

Update Master Raise/Lower Button Model Tap

TAP (1)

Area 118 Resource On

Add Action +

Button style reveals which actions are available for the button being edited

Assigned actions will appear as a list. Actions can be added or deleted in this section

Style Preview

Keypad Type

X



- File Management
- Keypad Configuration
- Location and System Cl
- Maps
- Network
- Tags
- User Management

Keypad Configuration

Objects

For "X" Type Keypads

Actions

Additional Properties

Select object type to display a list of the objects defined in the showrunner™ configuration file

- Area
- BaseKeypad
- EDmxReceiver
- GlobalActions
- Keyswitch
- Load
- LoadController
- LoadGroup
- Occupancy
- OutputSignal
- PartitionSensor
- Photocell
- Shade
- ShadeGroup

- [759] 108 Classroom
- [760] 109 Classroom
- [761] 110 Workroom
- [762] 111 Media Center
- [763] 112 Mens
- [764] 113 Womens
- [765] 114 Office
- [766] 115 Storage
- [767] 116 Workroom
- [768] 117 AV Production

Possible actions for object type listed here

- CancelTimeout
- ExtendOccupancyTimeoutSetting
- Lower
- OccupancyMode
- Occupied
- Off
- On
- OnWithTimeout
- OverrideDisable
- OverrideEnable
- Raise
- RaiseLower
- RecallLastLevel
- RecallScene
- SceneCycle
- SceneToggle
- SetCct
- SetCctAuto

ADD

- File Management
- Keypad Configuration
- Location and System Cl
- Maps
- Network
- Tags
- User Management

Keypad Configuration

Objects

Area ▾

- [759] 108 Classroom
- [760] 109 Classroom
- [761] 110 Workroom
- [762] 111 Media Center
- [763] 112 Mens
- [764] 113 Womens
- [765] 114 Office
- [766] 115 Storage
- [767] 116 Workroom
- [768] 117 AV Production
- [769] 118 Resource
- [770] 119 Classroom
- [771] 120 Classroom
- [772] 121 Classroom
- [773] 122 Classroom
- [774] 123 Classroom
- [775] 124 Classroom
- [776] 125 Classroom

Actions

- CancelTimeout
- ExtendOccupancyTimeoutSetting
- Lower
- OccupancyMode
- Occupied
- Off
- On
- OnWithTimeout
- OverrideDisable
- OverrideEnable
- Raise
- RaiseLower
- RecallLastLevel
- RecallScene
- SceneCycle
- SceneToggle
- SetCct
- SetCctAuto

Additional Properties

Turns on the area

ADD

Selecting Area 118 Resource

Click add to add to keypad. Additional properties may appear if necessary

Action is "on" for that object

Click out of the popup to close editor

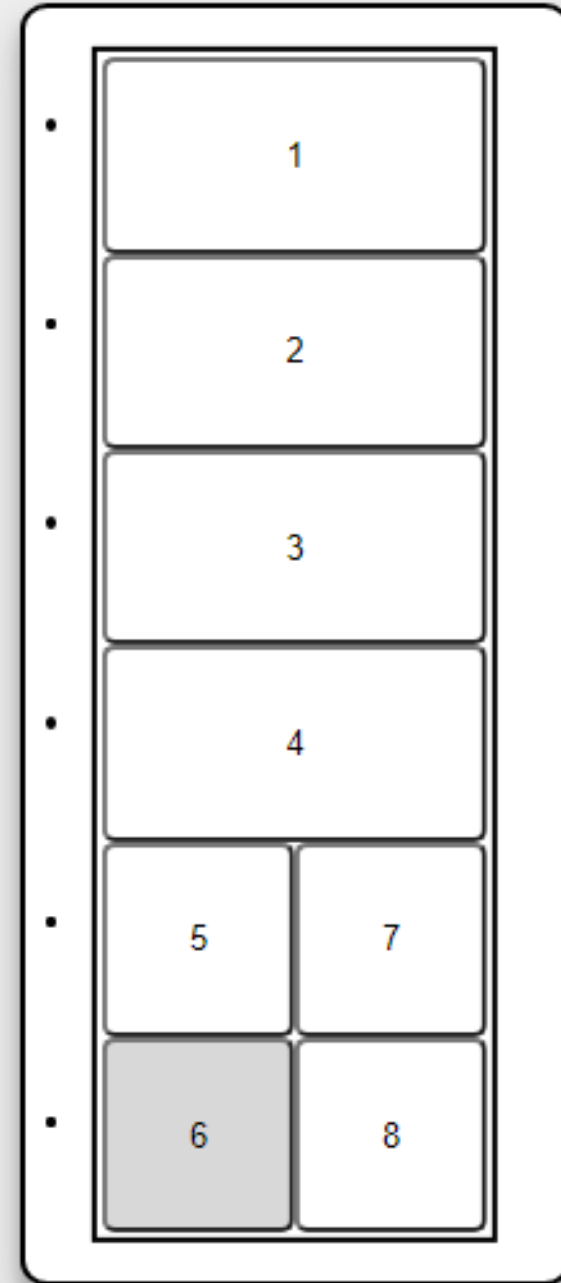


- File Management
- Keypad Configuration
- Location and System Clock
- Maps
- Network
- Tags
- User Management

Keypad Configuration

- GLPAC-KP-111.1
- GLPAC-KP-111.2
- KP-Workroom 110
- KP-Office 114
- KP-Workroom
- KP-Resource 118**
- KP-Workroom 128

Name: KP-Resource 118



STYLE PICKER

"X" Type Setup Screen

Editing Button 6

Button Label

Button Label - i.e. engraving can be typed here

Ignore Disable

Update Master Raise/Lower

Button Model

Press/Release

Area to modify press and release functions

PRESS (1)

RELEASE (1)

Area 118 Resource Raise

Add Action +

Action above is for press function. Format is Object Type / Name / Action Name

Style Preview

Keypad Type

X

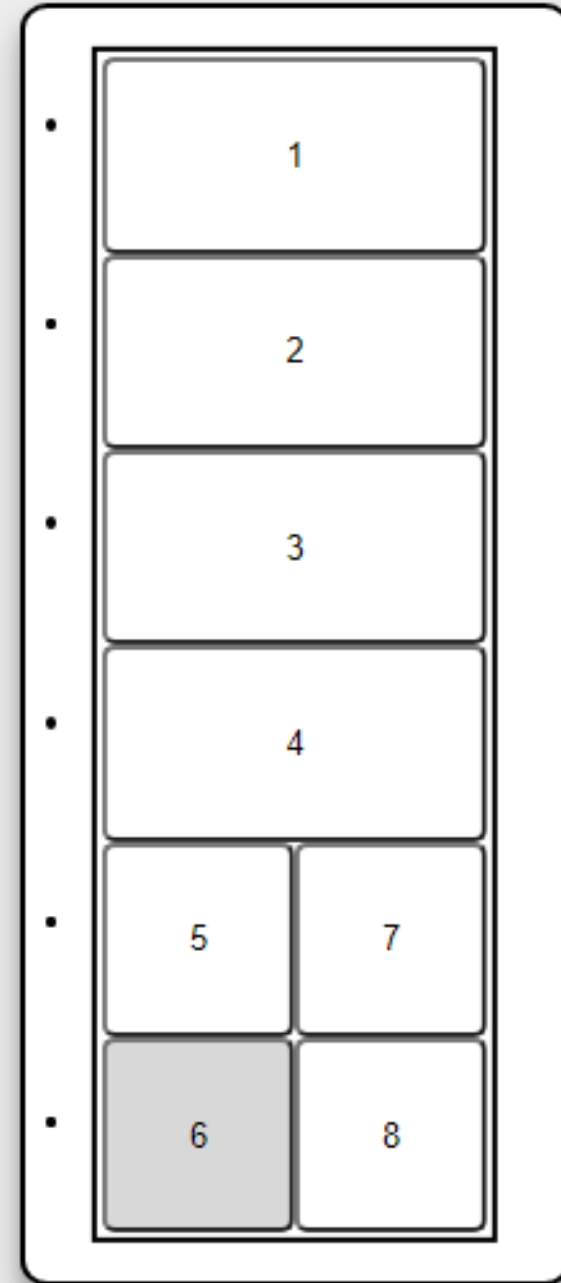


- File Management
- Keypad Configuration
- Location and System Clock
- Maps
- Network
- Tags
- User Management

Keypad Configuration

- GLPAC-KP-111.1
- GLPAC-KP-111.2
- KP-Workroom 110
- KP-Office 114
- KP-Workroom
- KP-Resource 118**
- KP-Workroom 128

Name: KP-Resource 118



STYLE PICKER

Editing Button 6

Button Label

Ignore Disable

Update Master Raise/Lower

Button Model

Press/Release

PRESS (1) **RELEASE (1)**

Area 118 Resource Stop

Add Action +

Releasing the button will stop the action

Style Preview

Keypad Type

X



Click out of the popup to close editor